

SPIRIT WEEK



Tuesday, February 21
Color Day

- Overview:** Each class will wear as much of their class color as they can. This does not just include shirts, pants, skirts, jackets, shoes, but also think about socks, belts, hats, glasses, etc.

| High School | Junior High | Elementary |
|---|--|--|
| 9 th : Grey 10 th : Red 11 th : Blue 12 th : Black | 6 th : Purple 7 th : White 8 th : Brown | 1 st : Yellow 2 nd : Green 3 rd : Orange 4 th : Tan 5 th : Light Blue |






SPIRIT WEEK



Wednesday, February 22
Minion Day

- Overview:** Dress up as minions from the Minion / Despicable Me movies. For this day, characters have been specifically assigned to certain individuals or groups of people - please see assignments below.

| Teachers / Staff | Students |
|--|---|
| <ul style="list-style-type: none"> Gru - (Mr. Miller) Vector - (Mr. Hageman) Agnes - (Mrs. Kuai) Unicorn - (Tofu) Margo - (Mrs. Menendez) Edith - (Mrs. Quintana) Other possible characters: Dr. Nefario, Marlena Gru, Mr. Perkins, Miss Hattie, Lucy Wilde, El Macho, Dru Gru All other teachers and staff can dress as other adult characters OR minions!! | <h2 style="text-align: center;">MINIONS!!!!</h2> <p style="text-align: center;">(only)</p> <p style="text-align: center;">Any of the following three minion types are allowed:</p> <div style="display: flex; justify-content: space-around; align-items: flex-end;"> <div style="text-align: center;"> <p>[1]</p>  </div> <div style="text-align: center;"> <p>[2]</p>  </div> <div style="text-align: center;"> <p>[3]</p>  </div> </div> |

- Details:** You can be as creative as you would like. Overalls are not required. You can make your costume out of other materials. For example, you can make your costume out of cardboard and cover it with yellow paint or yellow construction paper. Goggles can be made out of small paper plates, construction paper, glasses with paper glued on them. Gloves can be simple black kitchen gloves, or black gloves/mittens. Use your imagination!!



SPIRIT WEEK



Thursday, February 23
Western Day

- **Overview:** Students will dress up as an aspect of the Wild West. This can be a specific type of person or even a symbol of the west.
- **Categories:**
 - People - Cowboy / cowgirl, farmer, gold miner, OR sheriff
 - Icons - Cactus, tumbleweed, corn, scarecrow, etc
 - Animals - Cows, horses, etc
- **Costume Suggestions:**
 - Be creative! Please do not wear shirts that have an image of what you want to be on it. If you're a cactus, try to dress in a green shirt, green pants, green socks, green shoes! Cut up small strips of white paper and tape it to yourself to represent prickly spikes! Cut out a green cone using construction paper and put it on your head to represent the top of a cactus! There are endless possibilities.
 - Use your imagination! Think outside of the box when making your costume. There are good ideas online for how to make certain costumes (like tumbleweed).
 - Props are allowed, however, no weapons including fake ones will be allowed.



SPIRIT WEEK



Friday, February 24
Cultural Day

- **Overview:** Each class will dress up in traditional clothing from countries within their assigned continent. Each group will prepare delicious food and decorate a station related to countries from their continent.

| High School | Junior High | Elementary |
|-------------|----------------------|---------------|
| Asia | South America | Europe |

- **Costumes:**
Within each continent, classes will decide on what country they would like to focus on. Please dress in traditional attire. Examples of traditional clothing ideas are below:

(Asia)



(South America)



(Europe)



SPIRIT WEEK



Details & Reminders

CULTURAL DAY DETAILS

- Classes are grouped into three groups:
[1] Elementary - Europe [2] Junior High - South America [3] High School - Asia
- As a group, brainstorm and prepare a variety of food items that represent and are traditional to countries from your continent.
- A minimum of 4 different types of food items should be prepared. More is always welcome but not necessary. Drinks may also be prepared in addition to the food items.
- Every snack item should have a label with the following information:
 - Name of the food item (can be creative, or just traditional name)
 - Ingredients / components of each food item (just in case of allergies to nuts, dairy, etc)
- Quantity - Prepare for 120 people per food item.
- Food items can be individually wrapped or served upon arrival - either works.
- Every group needs to supply their own sample cups / containers to be used at their respective tables. Please prepare forks / spoons / drinking cups / napkins if those are necessary for people to be able to eat your food items.
- Every group will be provided with two tables to present their culture.
- Tables should be decorated as creatively as possible according to countries in each respective continent. Examples of decorations (not limited to): balloons, table cloths, signs, streamers, banners, backdrops, lights, etc.
- Each group must have a banner or sign at their tables to indicate what continent they are. Banners or signs can be in front of the table, behind, on the side, but must be clearly visible.
- **Every group needs to have parent volunteers to help man the tables.** Two adults required per group. Teachers, please ask for parent volunteers to help serve food / monitor and make sure students go through the tables properly.

Homeroom teachers - please coordinate among each other (email, text, in-person) who is going to take care of what aspect of Friday. Maybe every class can be responsible for one food item. Or maybe one bigger class is responsible for food and another is responsible for all decorations. Divide the work among each class - however is the most convenient. Work must be distributed evenly, and everyone should help set up and prepare the tables day before / day of.

Details & Reminders

EXAMPLE PICTURES

Food Items • Labels




Table Decorations



Sample Cup Types



SPIRIT WEEK



Acaciawood Prep's

SPIRIT WEEK DRESS GUIDELINES

Hello Acaciawood Family! We just wanted to give you all a heads up that February 21 - 24, 2023 will be our annual Spirit Week! This year, our days will be Color Day, Minion Day, Western Day, and Cultural Day.

We hope all students will participate and cooperate to make Spirit Week a fun-filled event for all. This week is meant to be fun and students are encouraged to be as creative as possible when planning costumes, but please refer to the guidelines below to make sure all costumes adhere to proper dress codes.

- No shorts, leggings, sweats, pajamas, or sleeveless shirts
 - However students CAN wear leggings underneath dresses, skirts, or shorts
- No tight, short, or revealing clothing
- No clothing with inappropriate designs or words
- No weapons are allowed - real or toy replicas
- Hats are allowed only if they relate to the theme but are not to be worn in the classroom - only during passing period or during designated Spirit Week activities.
- Jewelry, makeup, hats, masks, and open-toed shoes are allowed only if they clearly relate to the Spirit Week day. Face painting is not permitted.
- The aforementioned dress code is not comprehensive. Anything else deemed inappropriate by the school staff will not be allowed.
- The privilege to participate in Spirit Week will be revoked at any time a teacher deems that it becomes a distraction to student learning.
- Other school policies in the Parent-Student Handbook will remain in effect.

Students must bring their uniform to school on Tuesday and keep it in their locker to change into in case of any Spirit Week costume violations.

SPIRIT WEEK



Details & Reminders

SCHEDULE

- Tuesday will be a normal schedule. HR time will be used for classes to prepare for Cultural Day festivities.
- Wednesday we will use USA time for activities in the MPR. The entire school + all homeroom teachers will meet outside on the blacktop for some activities. Non-homeroom teachers are highly encouraged to participate.
- Thursday will be a normal schedule. HR time will be used for classes to prepare for Cultural Day festivities.
- Friday we will run a modified schedule to finish classes earlier to allow for classes to set up their Cultural Day tables. Everyone will be able to go around and try snacks and see everyone's costumes.
- **Food:**
 - Classes will prepare a variety of food items that come from / are traditional to countries within their continent.
 - Food items can be savory and/or sweet and should be one of the following: (1) snack (2) appetizer (3) main dish (4) dessert
 - Each group should prepare a total of **FOUR** different food items
 - Traditional beverages can be added in addition to the food items listed above.
 - Groups should bring enough of each food item to feed 120 people small sample sized portions.
- **Tables:**
 - All snack items should have a label to indicate what it is. Please print or handwrite neatly on labels or cards. These will be placed in front of each food item. Feel free to be creative with food names but please make sure to include **INGREDIENTS** in smaller text below the food name just in case there are people with allergies. Example photos are included in the following page.
 - Each group should also decorate their tables according to their continent. Again, decorations can come from any country within their continent, so it can be a mashup of multiple cultures.

SPIRIT WEEK



Details & Reminders

MODIFIED SCHEDULE

- Wednesday (February 22) we will use USA time for activities on the blacktop. The entire school + all homeroom teachers will meet for some activities. Non-homeroom teachers are highly encouraged to participate.
 - Normal class schedule
 - Lunch
 - 1:05 - 2:05 PM - Whole school activity on the blacktop
 - 2:05 - 2:45 PM - 6th period (upper school)
- Friday (February 24) we will run a modified schedule to finish classes earlier to allow for classes to set up their Cultural Day themed tables.
 - 7:50 - 8:40 AM - 1st Period
 - 8:45 - 9:20 AM - 2nd Period
 - 9:20 - 9:30 AM - Snack Time
 - 9:30 - 10:05 AM - 3rd Period
 - 10:10 - 10:45 AM - 4th Period
 - 10:50 - 11:25 AM - 5th Period
 - 11:30 - 12:00 PM - Lunch (elementary outside, upper school in homeroom classes)
 - 12:00 - 12:30 PM - Setup tables
 - 12:30 - 1:15 PM - Corporate activities on blacktop
 - 1:15 - 1:45 PM - Walkthrough Cultural Day tables and grab snacks
 - 1:45 - 2:15 PM - Cleanup; dismissal by homeroom once cleaning is complete